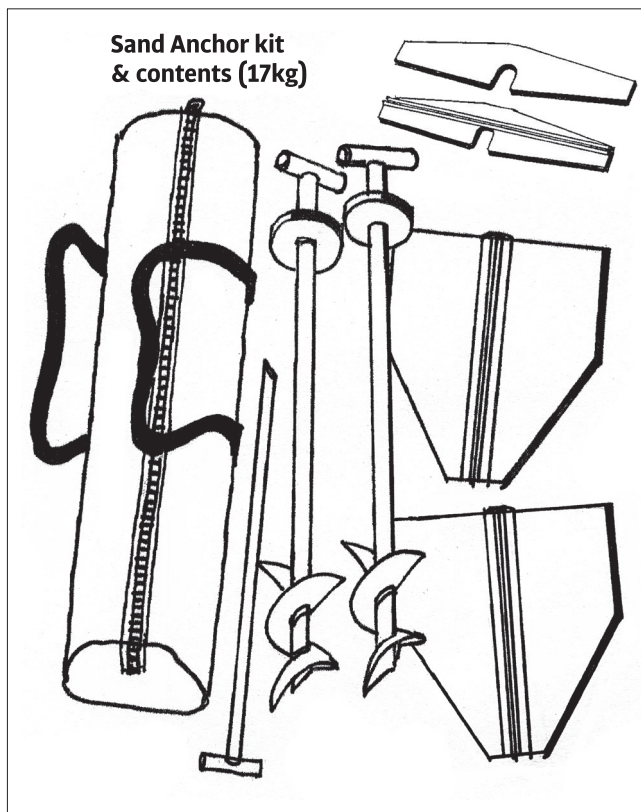
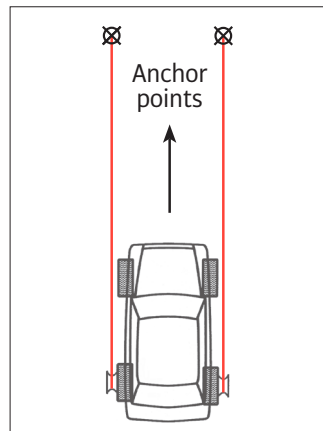


## Disclaimer and Warnings:

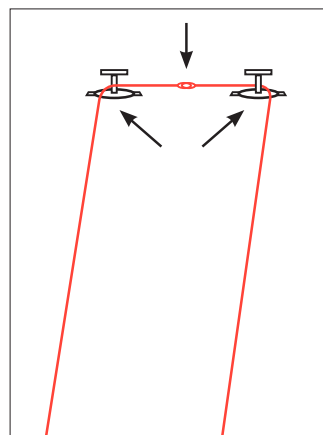
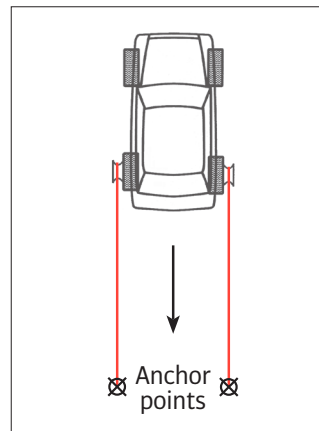
1. Do not stand near the anchors when winching. High loads may cause the anchor to come out of the ground or the winch ropes to break.
2. A vehicle being winched up a slope may slide down again if the Sand Anchor pulls out of the ground. Assess the implications to you and your vehicle if this happens.
3. The winch ropes supplied with the bush winch (Dynice 75 either 4, 5 or 6mm diameter as recommended and supplied) has relatively minimal elasticity and does not normally build up sufficient kinetic energy to whip the Sand Anchor out of the ground towards your vehicle. This may not be the case if the Sand Anchors are being used with other more elastic rope types, webbing and steel cables.
4. If the winch rope ropes break it will recoil and whip, so stand clear when winching.
5. Winching vehicles induce high strain loads on all equipment and is inherently dangerous. Consider the risks before using the Sand Anchor. Bush Winches and Anchors Pty Ltd will not accept claims for damage and injury as a result of the use of Sand Anchor.
6. BWA makes no specific representation as to the suitability of the Sand Anchor for other purposes.



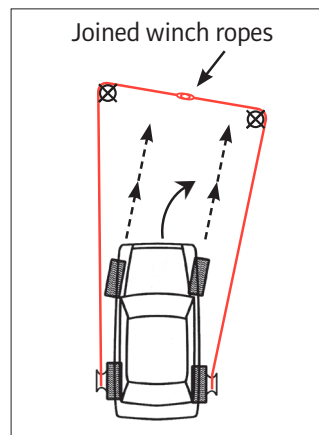
**1.** Winching to separate anchors using back wheels.



**2.** Winching to separate anchors backwards off back wheels.



**3.** Using both anchors together with joined winch ropes.



**4.** Joined winch ropes. Vehicle turning right.

The closer the anchors are placed to each other the more effective they are at sharing the load.

Because there is little elasticity in the winch rope, should the anchors pull out of the ground they tend to do so gradually. The Sand Anchor should always be screwed until the collar is flush with the ground.

The spades must be orientated at 90 degrees to the angle of pull and the hinge side of the spade facing the vehicle.



[www.bushwinch.com](http://www.bushwinch.com)



# SAND ANCHOR

## ASSEMBLY KIT (SKU-GAA100)

### Important notice:

**Please read and familiarise yourself with this information before using the Sand Anchor Kit.**

The two Sand Anchors supplied in the kit are highly effective, portable and retrievable anchors for use when there are no natural anchors like trees to winch from.

They are suitable for screwing into earth, mud, clay and sand ground conditions where there are no obstructions like rocks in the ground.

The augers must be screwed all the way down until the spade and locking plate is flush with the ground surface.

Each anchor can take a load of 2 tonnes (4400lbs) before starting to bend at their tips.

Using two anchors to share the winch load.

